



GOOF-PROOF WARRANTY PROCEDURE:

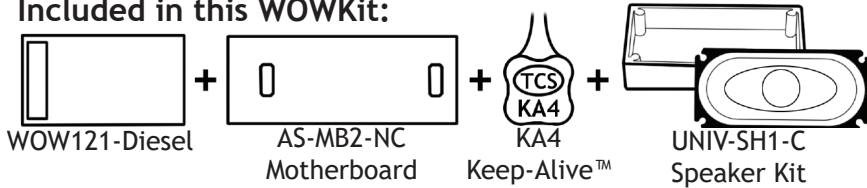
All decoders are covered by a one year, goof proof, warranty.
You MUST register the failed decoder on our website at www.tcsdcc.com.
Follow the instructions on the web site before returning any decoders to TCS.
Please return in a small box.

WOWKits

1787 (WDK-KAT-3)	Scale	Functions	Function Rating	Continuous/Peak
	HO	8	100 mA	1.3 /2.0 Amp

HO-Scale Kato DCC Sound Conversion Kit

Included in this WOWKit:



This WOWKit will fit the following Kato engines:

ALCO RS-2	EMD SD40
-----------	----------

WOWKits provide everything needed for a complete sound installation. Each WOWKit has been engineered for a perfect fit to provide you with Easy, Clean, Professional results.

WOWSound is the only Load-Based Auto-Notching DCC sound decoder.

Audio Assist® (Patent Pending) for easy configuration of your decoder.

Enjoy the awesome, CD-Quality, WOWSound experience!



GOOF-PROOF WARRANTY PROCEDURE:

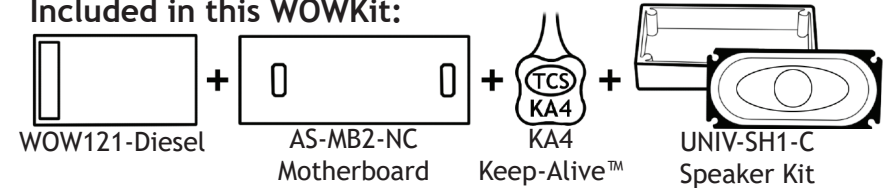
All decoders are covered by a one year, goof proof, warranty.
You MUST register the failed decoder on our website at www.tcsdcc.com.
Follow the instructions on the web site before returning any decoders to TCS.
Please return in a small box.

WOWKits

1787 (WDK-KAT-3)	Scale	Functions	Function Rating	Continuous/Peak
	HO	8	100 mA	1.3 /2.0 Amp

HO-Scale Kato DCC Sound Conversion Kit

Included in this WOWKit:



This WOWKit will fit the following Kato engines:

ALCO RS-2	EMD SD40
-----------	----------

WOWKits provide everything needed for a complete sound installation. Each WOWKit has been engineered for a perfect fit to provide you with Easy, Clean, Professional results.

WOWSound is the only Load-Based Auto-Notching DCC sound decoder.

Audio Assist® (Patent Pending) for easy configuration of your decoder.

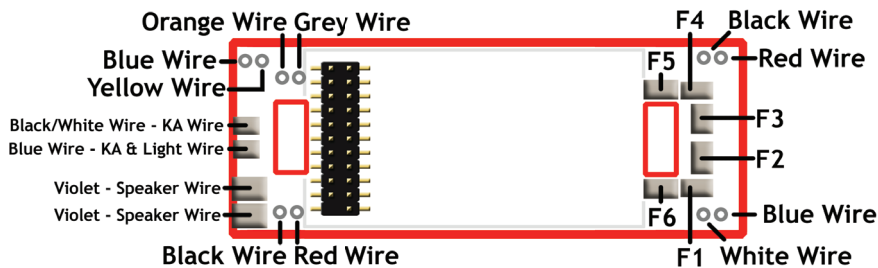
Enjoy the awesome, CD-Quality, WOWSound experience!



Default Decoder Button Uses

Function Button	Feature	Function Button	Feature
1	Bell	10	Manual Notch Up
2	Horn - Long Toot	11	Manual Notch Down
3	Horn - Short Toot	12	Prime Mover On/Off
4	Horn - Quill	13	Coupling Sound
5	Dynamic Brakes	14	Uncoupling Sound
6	Brake Release	15	Mainline/Switching Momentum
7	Train Brake (20% Per Press)	16	Crew Alert On/Off
8	1x Press: Mute/Unmute 2x Presses: Toggle light & sound mode 4x Presses: Enter Audio Assist®	17	Windshield Wipers
9	Rotate Horn/Bell	18	Airspitter

AS-MB2-NC Motherboard Wiring Diagram



For LED's: All output functions have built-in, current limit resistors for LED's.

For additional lights simply solder the negative lead from your LED to one of the function output pads (F1-F6) and then solder the positive lead to the Blue Wire pad 12v+ Common.

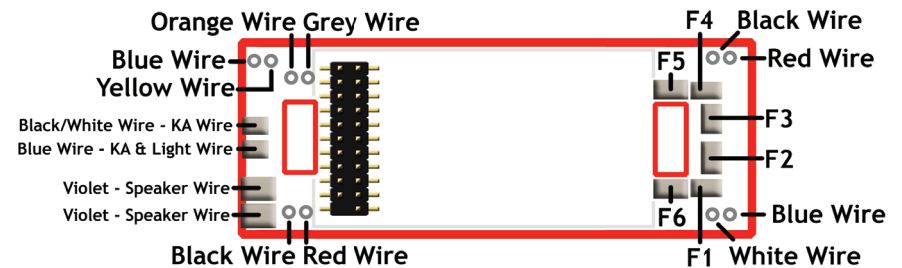
NOTE: This mother board is designed for LED use only

For complete installation images and full documentation visit our website at www.tcsdcc.com

Default Decoder Button Uses

Function Button	Feature	Function Button	Feature
1	Bell	10	Manual Notch Up
2	Horn - Long Toot	11	Manual Notch Down
3	Horn - Short Toot	12	Prime Mover On/Off
4	Horn - Quill	13	Coupling Sound
5	Dynamic Brakes	14	Uncoupling Sound
6	Brake Release	15	Mainline/Switching Momentum
7	Train Brake (20% Per Press)	16	Crew Alert On/Off
8	1x Press: Mute/Unmute 2x Presses: Toggle light & sound mode 4x Presses: Enter Audio Assist®	17	Windshield Wipers
9	Rotate Horn/Bell	18	Airspitter

AS-MB2-NC Motherboard Wiring Diagram



For LED's: All output functions have built-in, current limit resistors for LED's.

For additional lights simply solder the negative lead from your LED to one of the function output pads (F1-F6) and then solder the positive lead to the Blue Wire pad 12v+ Common.

NOTE: This mother board is designed for LED use only

For complete installation images and full documentation visit our website at www.tcsdcc.com