



GOOF-PROOF WARRANTY PROCEDURE:

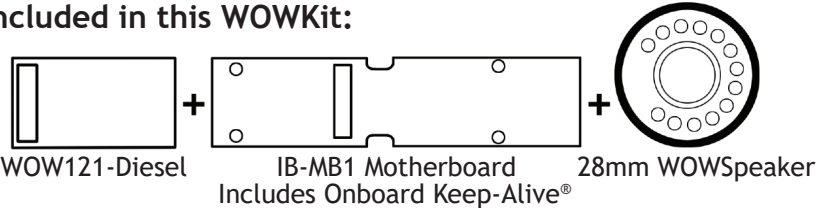
All decoders are covered by a one year, goof proof, warranty.
You **MUST** register the failed decoder on our website at www.tcsdcc.com.
Follow the instructions on the web site before returning any decoders to TCS.
Please return in a small box.



1764 (WDK-INT-3)	Scale	Functions	Function Rating	Continuous/Peak
	HO	8	100 mA	1.3 /2.0 Amp

HO-Scale Intermountain DCC Sound Conversion Kit

Included in this WOWKit:



This WOWKit will fit the following InterMountain engines:

ES44ac

WOWKits provide everything needed for a complete sound installation. Each WOWKit has been engineered for a perfect fit to provide you with Easy, Clean, Professional results.

WOWSound is the only Load-Based Auto-Notching DCC sound decoder.

Audio Assist® (Patent Pending) for easy configuration of your decoder.

Enjoy the awesome, CD-Quality, WOWSound experience!



GOOF-PROOF WARRANTY PROCEDURE:

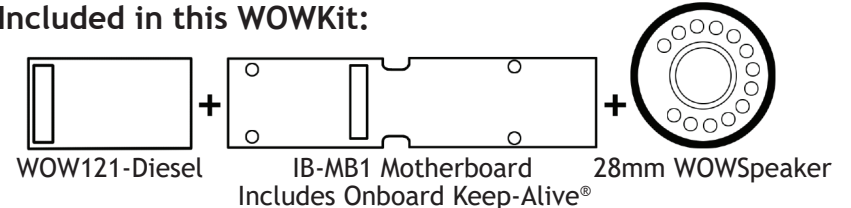
All decoders are covered by a one year, goof proof, warranty.
You **MUST** register the failed decoder on our website at www.tcsdcc.com.
Follow the instructions on the web site before returning any decoders to TCS.
Please return in a small box.



1764 (WDK-INT-3)	Scale	Functions	Function Rating	Continuous/Peak
	HO	8	100 mA	1.3 /2.0 Amp

HO-Scale Intermountain DCC Sound Conversion Kit

Included in this WOWKit:



This WOWKit will fit the following InterMountain engines:

ES44ac

WOWKits provide everything needed for a complete sound installation. Each WOWKit has been engineered for a perfect fit to provide you with Easy, Clean, Professional results.

WOWSound is the only Load-Based Auto-Notching DCC sound decoder.

Audio Assist® (Patent Pending) for easy configuration of your decoder.

Enjoy the awesome, CD-Quality, WOWSound experience!



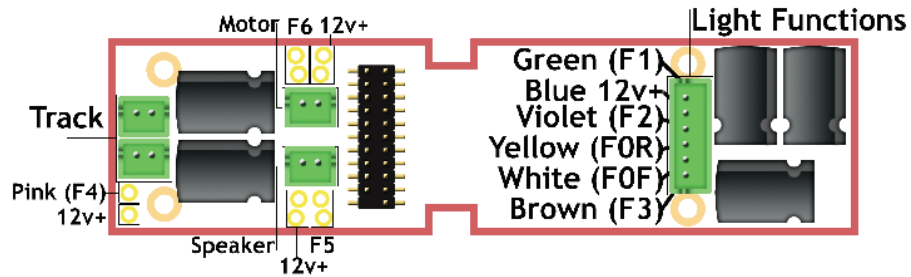
Default Decoder Button Uses

Function Button	Feature	Function Button	Feature
1	Bell	10	Manual Notch Up
2	Horn - Long Toot	11	Manual Notch Down
3	Horn - Short Toot	12	Prime Mover On/Off
4	Horn - Quill	13	Coupling Sound
5	Dynamic Brakes	14	Uncoupling Sound
6	Brake Release	15	Mainline/Switching Momentum
7	Train Brake (20% Per Press)	16	Crew Alert On/Off
8	1x Press: Mute/Unmute 2x Presses: Toggle light & sound mode 4x Presses: Enter Audio Assist®	17	Windshield Wipers
9	Rotate Horn/Bell	18	Airspitter

Default Decoder Button Uses

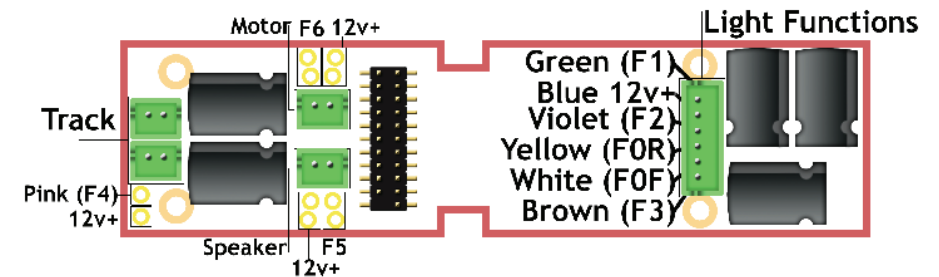
Function Button	Feature	Function Button	Feature
1	Bell	10	Manual Notch Up
2	Horn - Long Toot	11	Manual Notch Down
3	Horn - Short Toot	12	Prime Mover On/Off
4	Horn - Quill	13	Coupling Sound
5	Dynamic Brakes	14	Uncoupling Sound
6	Brake Release	15	Mainline/Switching Momentum
7	Train Brake (20% Per Press)	16	Crew Alert On/Off
8	1x Press: Mute/Unmute 2x Presses: Toggle light & sound mode 4x Presses: Enter Audio Assist®	17	Windshield Wipers
9	Rotate Horn/Bell	18	Airspitter

IB-MB1 Motherboard Wiring Diagram



This board is a direct replacement for the Intermountain and Bowser factory light board with connectors. Simply unplug the factory light board, mount this board in its place, plug in the connectors from the locomotive, and plug in your 21-pin decoder.

IB-MB1 Motherboard Wiring Diagram



This board is a direct replacement for the Intermountain and Bowser factory light board with connectors. Simply unplug the factory light board, mount this board in its place, plug in the connectors from the locomotive, and plug in your 21-pin decoder.

For complete installation images and full documentation visit our website at www.tcsdcc.com

For complete installation images and full documentation visit our website at www.tcsdcc.com