



**GOOF-PROOF WARRANTY PROCEDURE:**

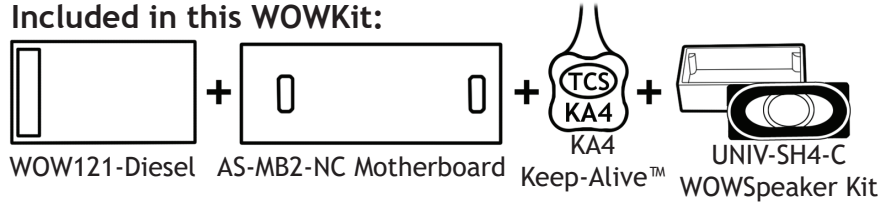
All decoders are covered by a one year, goof proof, warranty.  
You **MUST** register the failed decoder on our website at [www.tcsdcc.com](http://www.tcsdcc.com).  
Follow the instructions on the web site before returning any decoders to TCS.  
Please return in a small box.



1780 (WDK-ATL-7)	Scale	Functions	Function Rating	Continuous/Peak
	HO	8	100 mA	1.3 /2.0 Amp

**HO-Scale Atlas DCC Sound Conversion Kit**

Included in this WOWKit:



This WOWKit will fit the following Atlas engines:

ALCO C420 Phase 1

WOWKits provide everything needed for a complete sound installation. Each WOWKit has been engineered for a perfect fit to provide you with Easy, Clean, Professional results.

**WOWSound is the only Load-Based Auto-Notching DCC sound decoder.**

**Audio Assist®** (Patent Pending) for easy configuration of your decoder.

Enjoy the awesome, CD-Quality, WOWSound experience!



**GOOF-PROOF WARRANTY PROCEDURE:**

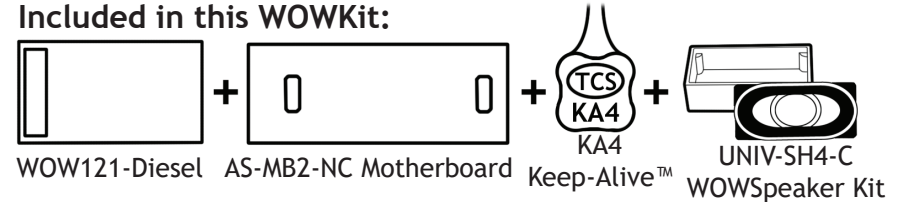
All decoders are covered by a one year, goof proof, warranty.  
You **MUST** register the failed decoder on our website at [www.tcsdcc.com](http://www.tcsdcc.com).  
Follow the instructions on the web site before returning any decoders to TCS.  
Please return in a small box.



1780 (WDK-ATL-7)	Scale	Functions	Function Rating	Continuous/Peak
	HO	8	100 mA	1.3 /2.0 Amp

**HO-Scale Atlas DCC Sound Conversion Kit**

Included in this WOWKit:



This WOWKit will fit the following Atlas engines:

ALCO C420 Phase 1

WOWKits provide everything needed for a complete sound installation. Each WOWKit has been engineered for a perfect fit to provide you with Easy, Clean, Professional results.

**WOWSound is the only Load-Based Auto-Notching DCC sound decoder.**

**Audio Assist®** (Patent Pending) for easy configuration of your decoder.

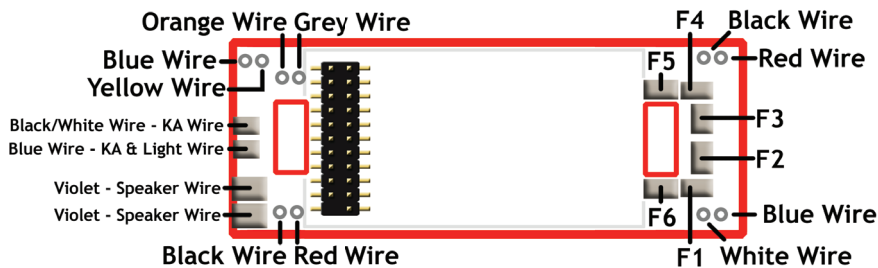
Enjoy the awesome, CD-Quality, WOWSound experience!



## Default Decoder Button Uses

Function Button	Feature	Function Button	Feature
1	Bell	10	Manual Notch Up
2	Horn - Long Toot	11	Manual Notch Down
3	Horn - Short Toot	12	Prime Mover On/Off
4	Horn - Quill	13	Coupling Sound
5	Dynamic Brakes	14	Uncoupling Sound
6	Brake Release	15	Mainline/Switching Momentum
7	Train Brake (20% Per Press)	16	Crew Alert On/Off
8	1x Press: Mute/Unmute 2x Presses: Toggle light & sound mode 4x Presses: Enter Audio Assist®	17	Windshield Wipers
9	Rotate Horn/Bell	18	Airspitter

### AS-MB2-NC Motherboard Wiring Diagram



For LED's: All output functions have built-in, current limit resistors for LED's.

For additional lights simply solder the negative lead from your LED to one of the function output pads (F1-F6) and then solder the positive lead to the Blue Wire pad 12v+ Common.

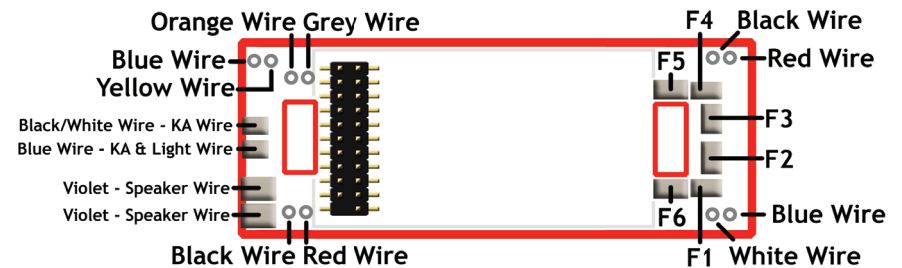
NOTE: This mother board is designed for LED use only

For complete installation images and full documentation visit our website at [www.tcsdcc.com](http://www.tcsdcc.com)

## Default Decoder Button Uses

Function Button	Feature	Function Button	Feature
1	Bell	10	Manual Notch Up
2	Horn - Long Toot	11	Manual Notch Down
3	Horn - Short Toot	12	Prime Mover On/Off
4	Horn - Quill	13	Coupling Sound
5	Dynamic Brakes	14	Uncoupling Sound
6	Brake Release	15	Mainline/Switching Momentum
7	Train Brake (20% Per Press)	16	Crew Alert On/Off
8	1x Press: Mute/Unmute 2x Presses: Toggle light & sound mode 4x Presses: Enter Audio Assist®	17	Windshield Wipers
9	Rotate Horn/Bell	18	Airspitter

### AS-MB2-NC Motherboard Wiring Diagram



For LED's: All output functions have built-in, current limit resistors for LED's.

For additional lights simply solder the negative lead from your LED to one of the function output pads (F1-F6) and then solder the positive lead to the Blue Wire pad 12v+ Common.

NOTE: This mother board is designed for LED use only

For complete installation images and full documentation visit our website at [www.tcsdcc.com](http://www.tcsdcc.com)