



GOOF-PROOF WARRANTY PROCEDURE:

All decoders are covered by a one year, goof proof, warranty.

You MUST register the failed decoder on our website at www.tcsdcc.com.

Follow the instructions on the web site before returning any decoders to TCS.

Please return in a small box.

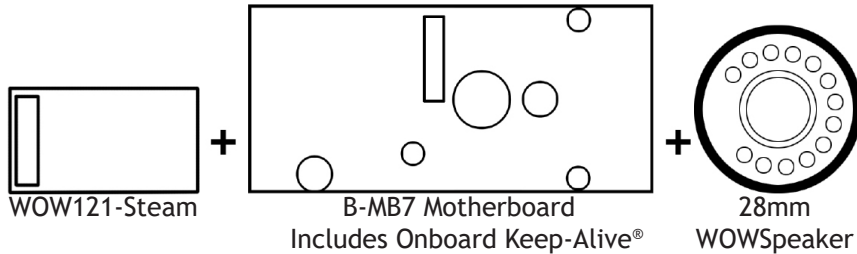
WOWKits

1921 WSK-BAC-7

Scale	Functions	Function Rating	Continuous/Peak
HO	8	100 mA	1.3 /2.0 Amp

HO-Scale Bachmann DCC Sound Conversion Kit

Included in this WOWKit:



This WOWKit will fit the following Bachmann engines:

K4 Steam

WOWKits provide everything needed for a complete sound installation. Each WOWKit has been engineered for a perfect fit to provide you with Easy, Clean, Professional results.

- **WOWSound** is the only Load-Based Auto-Notching DCC sound decoder.
- **Audio Assist®** (Patent Pending) for easy configuration of your decoder.
- Now with Chuffinity, the most realistic steam locomotive sound ever produced.



GOOF-PROOF WARRANTY PROCEDURE:

All decoders are covered by a one year, goof proof, warranty.

You MUST register the failed decoder on our website at www.tcsdcc.com.

Follow the instructions on the web site before returning any decoders to TCS.

Please return in a small box.

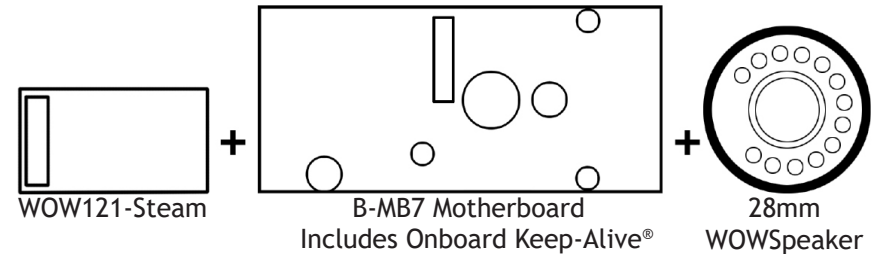
WOWKits

1921 WSK-BAC-7

Scale	Functions	Function Rating	Continuous/Peak
HO	8	100 mA	1.3 /2.0 Amp

HO-Scale Bachmann DCC Sound Conversion Kit

Included in this WOWKit:



This WOWKit will fit the following Bachmann engines:

K4 Steam

WOWKits provide everything needed for a complete sound installation. Each WOWKit has been engineered for a perfect fit to provide you with Easy, Clean, Professional results.

- **WOWSound** is the only Load-Based Auto-Notching DCC sound decoder.
- **Audio Assist®** (Patent Pending) for easy configuration of your decoder.
- Now with Chuffinity, the most realistic steam locomotive sound ever produced.



1921 WSK-BAC-7



1921 WSK-BAC-7

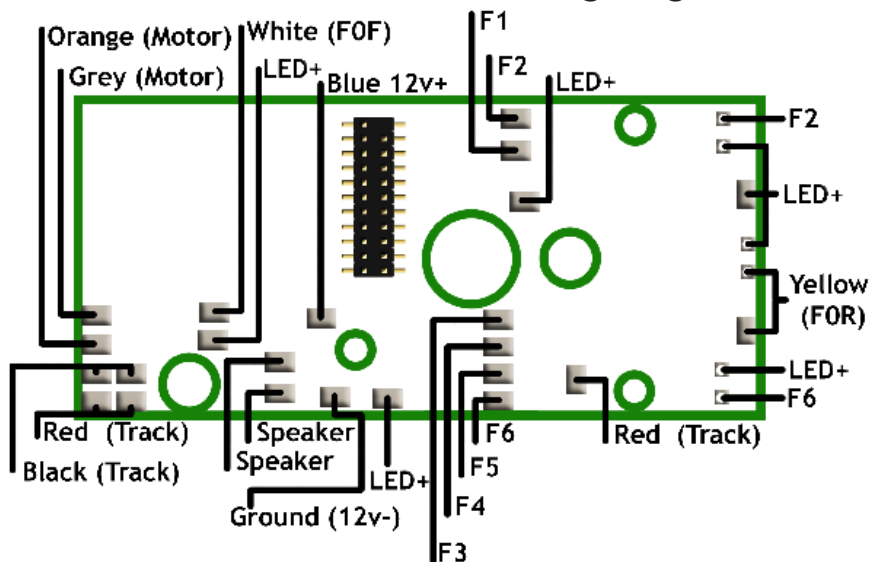
Default Decoder Button Uses

Function Button	Feature	Function Button	Feature
0	Generator	10	Johnson Bar Down
1	Bell	11	Johnson Bar Up
2	Whistle - Long Toot	12	Injector
3	Whistle - Short Toot	13	Air Pump
4	Whistle - Pre-Recorded Quill	14	Blower
5	Cylinder Cocks	15	Idling Sounds
6	Brake Release	16	Horn
7	Apply Brakes (20% Per Press)	17	Shovelling
8	1x Press: Mute/Unmute 2x Presses: Toggle light & sound mode 4x Presses: Enter Audio Assist ®	18	Blow Down
9	Rotate Whistle/Bell		

Default Decoder Button Uses

Function Button	Feature	Function Button	Feature
0	Generator	10	Johnson Bar Down
1	Bell	11	Johnson Bar Up
2	Whistle - Long Toot	12	Injector
3	Whistle - Short Toot	13	Air Pump
4	Whistle - Pre-Recorded Quill	14	Blower
5	Cylinder Cocks	15	Idling Sounds
6	Brake Release	16	Horn
7	Apply Brakes (20% Per Press)	17	Shovelling
8	1x Press: Mute/Unmute 2x Presses: Toggle light & sound mode 4x Presses: Enter Audio Assist ®	18	Blow Down
9	Rotate Whistle/Bell		

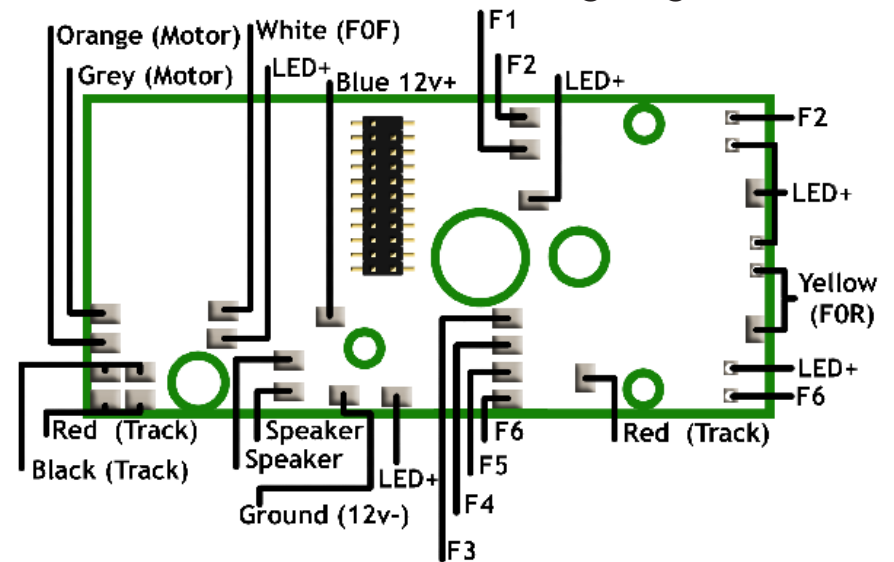
B-MB7 Motherboard Wiring Diagram



NOTE: All solder pads have in-line resistors for LED's.

For complete installation images and full documentation visit our website at www.tcsdccc.com

B-MB7 Motherboard Wiring Diagram



NOTE: All solder pads have in-line resistors for LED's.

For complete installation images and full documentation visit our website at www.tcsdccc.com